

610K-RC

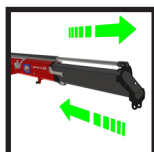


- power to lift





Loading group HC1/HD4/B3		610-K1	610-K2	610-K3	610-K4
Type		K-RC			
TECHNICAL DATA					
Load moment	tm	6.1	5.9	5.6	5.5
Hydraulic reach	m	5.2	7.1	8.9	10.8
Slewing torque	kgm	840			
Slewing angle	°	400			
Working pressure	bar	325			
Weight excl. stabilizer legs	kg	655	730	800	855
Weight of stabilizer legs, standard	kg	120			
Pump performance	l/min	40			
Oil capacity in tank fitted on crane	l	50			
Power consumption	kW	22			
Height above mounting surface	mm	1840	1840	1860	1895
Width, folded	mm	2100			
Length of crane, no extra valves	mm	661			
Length with 2 extra valves in internal hose reel	mm	661			
Single Power Plus link arm system		Basic			
Over-bending on crane	°	15			
Hook height 1 m from column	m	2.53	2.44	2.36	2.27
Control mode					
RADIO REMOTE CONTROL OF CRANE				BASIC	
Manual operation of stabilizer functions		Basic			
Remote control box with HMF InfoCentre		Option			
Remote control box, linear control levers (L) or joysticks (J)		L / J			
CONTROLS					
RCL 5300 Safety System		Basic			
Control valve type (RC) for crane operation		Basic			
Control valve type (-h) for operation of stabilizer legs and beams		Basic			
HDL speed adaptation system		Basic			
OPTIONS: HYDRAULIC EQUIPMENT					
1000 kg hydraulic hoist on the crane		Option			
Hydraulically extensible stabilizer beam		Option			
Quick-release couplings for extra valves		Option			
Extra valves in hose guides		Option			
Extra valves in hose reels internally in the jib extensions		Option			
Extra valves in external hose reels		Option			
2 available functions (not with hydraulically extensible stabilizer beam)		Option			
2 or 4 radio remote controlled stabilizer functions		Option			
Biodegradable oil		Option			
50 l oil tank mounted on the crane		Option			
OTHER EQUIPMENT		610-K1	610-K2	610-K3	610-K4
Number of manual extensions		1	1	1	1
Fixed or variable flow pump		Option			
Work light on crane		Option			
Work light operated from the remote control box		Option			
Fixed stabilizer legs type V		Option			
Manual swing-up stabilizer leg, type R 45°, 90°, 135°, 180°		Option			
Swing-up stabilizer leg, type GR 45°, 90°, 135°, 180° with gas spring		Option			
Mechanical limitation of the slewing area 210°		Option			



Oil Regeneration System

A particular hydraulic valve on the hydraulic extensions of the crane optimises the speed of the extension system.




Single Link Arm System

The HMF single Power Plus link arm system has an excellent lifting capacity at long reach and works particularly fast when loading and unloading with grab.



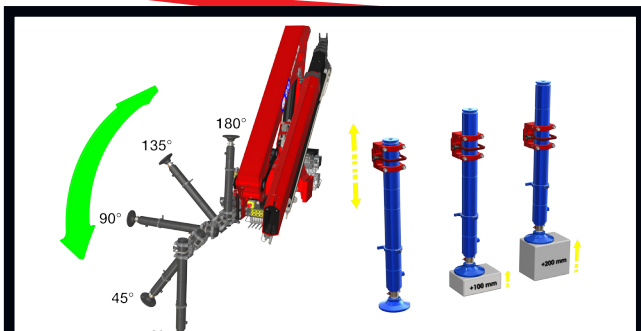
HMF RCL 5300

The safety system monitors the load moment of the crane as well as the vehicle stability and thereby, the safety of the crane operator.



Excellent Power-to-Weight Ratio

Very low tare weight combined with high lifting capacity for high loading capacity and efficiency during loading and unloading.



Adaptable Stabilizer Solutions

The crane's stabilizer legs are robust, easy to handle and require minimum space. You can choose between fixed stabilizer legs or manual swing-up stabilizer legs (45°, 90°, 135°, 180°) with or without gas spring. The stabilizer cylinder is adjustable by +/- 200 mm in height, with full stroke.



Optimized Boom Geometry with Over-Bending

The boom system is equipped with single Power Plus link arm system on the jib, allowing a maximum load moment with stretched boom system. It is additionally fitted with a "genuine" HMF over-bending of 15° which means that the crane is capable of lifting the maximum capacity in the maximum over-bending position.



Internal Hose Routing

Internal hose routing both through the column and stabilizer beams gives the crane an elegant design which also provides maximum protection for the hoses from wear, sunlight and other mechanical stress.



HMF Radio Remote Control type RC

(Remote Control)

HMF radio remote control provides the operator with all advantages and possibilities for remote control of the crane functions and important safety functions. The crane operator can move in the entire working area and can at any time position himself optimally and safely in relation to the lifting task. The crane is equipped with the HDL system which automatically adapts the crane speed to the working situation when it is exposed to a lot of stress.



- power to lift



610K1-RC

		▼	▼	▼
		1730	1155	715
kg				
m		3,5	5,2	7,1

610K2-RC

		▼	▼	▼	▼
		1640	1075	790	520
kg					
m		3,6	5,3	7,1	8,9

610K3-RC

		▼	▼	▼	▼	▼
		1560	1005	735	575	380
kg						
m		3,6	5,4	7,1	8,9	10,8

610K4-RC

		▼	▼	▼	▼	▼	▼
		1495	950	685	525	430	325
kg							
m		3,7	5,4	7,1	9	10,8	12,7

▼ Lifting capacity without manual extensions
▽ Lifting capacity with manual extensions



- power to lift
HMF Group A/S

Oddervej 200 · DK-8270 Højbjerg
Tel.: +45 8627 0800 · info@hmf.dk

www.hmf.dk